



**DRM Content Format**  
Approved Version 2.0.2 – 23 Jul 2008

---

**Open Mobile Alliance**  
OMA-TS-DRM\_DCF-V2\_0\_2-20080723-A

Use of this document is subject to all of the terms and conditions of the Use Agreement located at <http://www.openmobilealliance.org/UseAgreement.html>.

Unless this document is clearly designated as an approved specification, this document is a work in process, is not an approved Open Mobile Alliance™ specification, and is subject to revision or removal without notice.

You may use this document or any part of the document for internal or educational purposes only, provided you do not modify, edit or take out of context the information in this document in any manner. Information contained in this document may be used, at your sole risk, for any purposes. You may not use this document in any other manner without the prior written permission of the Open Mobile Alliance. The Open Mobile Alliance authorizes you to copy this document, provided that you retain all copyright and other proprietary notices contained in the original materials on any copies of the materials and that you comply strictly with these terms. This copyright permission does not constitute an endorsement of the products or services. The Open Mobile Alliance assumes no responsibility for errors or omissions in this document.

Each Open Mobile Alliance member has agreed to use reasonable endeavors to inform the Open Mobile Alliance in a timely manner of Essential IPR as it becomes aware that the Essential IPR is related to the prepared or published specification. However, the members do not have an obligation to conduct IPR searches. The declared Essential IPR is publicly available to members and non-members of the Open Mobile Alliance and may be found on the “OMA IPR Declarations” list at <http://www.openmobilealliance.org/ipr.html>. The Open Mobile Alliance has not conducted an independent IPR review of this document and the information contained herein, and makes no representations or warranties regarding third party IPR, including without limitation patents, copyrights or trade secret rights. This document may contain inventions for which you must obtain licenses from third parties before making, using or selling the inventions. Defined terms above are set forth in the schedule to the Open Mobile Alliance Application Form.

NO REPRESENTATIONS OR WARRANTIES (WHETHER EXPRESS OR IMPLIED) ARE MADE BY THE OPEN MOBILE ALLIANCE OR ANY OPEN MOBILE ALLIANCE MEMBER OR ITS AFFILIATES REGARDING ANY OF THE IPR'S REPRESENTED ON THE “OMA IPR DECLARATIONS” LIST, INCLUDING, BUT NOT LIMITED TO THE ACCURACY, COMPLETENESS, VALIDITY OR RELEVANCE OF THE INFORMATION OR WHETHER OR NOT SUCH RIGHTS ARE ESSENTIAL OR NON-ESSENTIAL.

THE OPEN MOBILE ALLIANCE IS NOT LIABLE FOR AND HEREBY DISCLAIMS ANY DIRECT, INDIRECT, PUNITIVE, SPECIAL, INCIDENTAL, CONSEQUENTIAL, OR EXEMPLARY DAMAGES ARISING OUT OF OR IN CONNECTION WITH THE USE OF DOCUMENTS AND THE INFORMATION CONTAINED IN THE DOCUMENTS.

© 2008 Open Mobile Alliance Ltd. All Rights Reserved.

Used with the permission of the Open Mobile Alliance Ltd. under the terms set forth above.

# Contents

<b>1. SCOPE</b> .....	<b>6</b>
<b>2. REFERENCES</b> .....	<b>7</b>
<b>2.1 NORMATIVE REFERENCES</b> .....	<b>7</b>
<b>2.2 INFORMATIVE REFERENCES</b> .....	<b>7</b>
<b>3. TERMINOLOGY AND CONVENTIONS</b> .....	<b>9</b>
<b>3.1 CONVENTIONS</b> .....	<b>9</b>
<b>3.2 DEFINITIONS</b> .....	<b>9</b>
<b>3.3 ABBREVIATIONS</b> .....	<b>9</b>
<b>4. INTRODUCTION</b> .....	<b>11</b>
<b>4.1 VERSION 2.0.1</b> .....	<b>11</b>
<b>5. DRM CONTENT FORMAT</b> .....	<b>12</b>
<b>5.1 ISO BASE MEDIA FILE FORMAT</b> .....	<b>12</b>
5.1.1 ISO File structure (INFORMATIVE).....	12
<b>5.2 COMMON BOXES</b> .....	<b>13</b>
5.2.1 Common Headers Box.....	13
5.2.1.1 <i>Common Headers Version</i> .....	13
5.2.1.2 <i>EncryptionMethod Field</i> .....	14
5.2.1.3 <i>PaddingScheme Field</i> .....	14
5.2.1.4 <i>PlaintextLength Field</i> .....	15
5.2.1.5 <i>ContentIDLength Field</i> .....	15
5.2.1.6 <i>RightsIssuerURLLength Field</i> .....	15
5.2.1.7 <i>TextualHeadersLength Field</i> .....	15
5.2.1.8 <i>ContentID Field</i> .....	15
5.2.1.9 <i>RightsIssuerURL Field</i> .....	15
5.2.2 Textual Headers .....	16
5.2.2.1 <i>Silent header</i> .....	16
5.2.2.2 <i>Preview header</i> .....	16
5.2.2.3 <i>ContentURL header</i> .....	17
5.2.2.4 <i>ContentVersion header</i> .....	17
5.2.2.5 <i>Content-Location header</i> .....	18
5.2.2.6 <i>Custom headers</i> .....	18
5.2.3 Extended Headers .....	18
5.2.3.1 <i>Group ID</i> .....	18
5.2.4 Mutable DRM Information Box .....	19
5.2.4.1 <i>Transaction Tracking Box</i> .....	19
5.2.4.2 <i>Rights Object Box</i> .....	20
<b>5.3 DCF HASH CALCULATION</b> .....	<b>20</b>
<b>6. DISCRETE MEDIA PROFILE (DCF)</b> .....	<b>21</b>
<b>6.1 DCF MIME TYPE</b> .....	<b>21</b>
<b>6.2 DCF FILE FORMAT</b> .....	<b>21</b>
6.2.1 OMA Constraints on ISO Format .....	21
6.2.2 File Branding .....	21
<b>6.3 OVERALL STRUCTURE</b> .....	<b>22</b>
6.3.1 OMA DRM Container Box.....	23
6.3.2 Discrete Media Headers Box .....	23
6.3.2.1 <i>ContentType</i> .....	24
6.3.2.2 <i>CommonHeaders</i> .....	24
6.3.2.3 <i>User-Data</i> .....	24
6.3.3 Content Object Box.....	25
6.3.4 Extended Boxes .....	26
<b>6.4 MULTIPLE OMA DRM CONTAINERS</b> .....	<b>26</b>
6.4.1 Referencing Multipart Objects.....	26
<b>6.5 ADDITIONAL EXTENSIONS</b> .....	<b>27</b>

<b>7. CONTINUOUS MEDIA PROFILE (PDCF)</b> .....	<b>28</b>
<b>7.1 PDCF FILE FORMAT</b> .....	<b>28</b>
7.1.1 DRM Scheme Type.....	29
7.1.2 Scheme Information.....	29
7.1.3 OMA DRM Key Management System.....	29
7.1.3.1 <i>Common Headers</i> .....	29
7.1.3.2 <i>Access Unit Format Box</i> .....	29
7.1.4 Access Unit Format Header.....	30
<b>7.2 PDCF STREAMING FORMAT (INFORMATIVE)</b> .....	<b>31</b>
7.2.1 RTP Payload.....	31
7.2.2 Session signalling.....	31
<b>APPENDIX A. STATIC CONFORMANCE REQUIREMENTS (NORMATIVE)</b> .....	<b>33</b>
<b>A.1 CLIENT CONFORMANCE REQUIREMENTS</b> .....	<b>33</b>
<b>A.2 CLIENT CONFORMANCE REQUIREMENTS FOR THE PDCF FORMAT</b> .....	<b>33</b>
<b>APPENDIX B. RESERVED NUMBERS (INFORMATIVE)</b> .....	<b>35</b>
<b>APPENDIX C. CHANGE HISTORY (INFORMATIVE)</b> .....	<b>36</b>
<b>C.1 APPROVED VERSION HISTORY</b> .....	<b>36</b>

## Figures

Figure 1: DCF file header and body .....22

Figure 2: DCF structure.....22

Figure 3: Data Length and IV.....26

Figure 4: Example PDCF Structure.....28

## Tables

Table 1. Algorithm-id values.....14

Table 2. PaddingScheme values.....14

Table 3. Group ID box fields.....18

Table 4: OMA DRM transaction tracking header field .....19

Table 5: OMA DRM Rights Object box fields .....20

Table 6: Logical DCF box structure diagram .....22

Table 7. OMA DRM Discrete Media header fields.....24

Table 8: IconURI box .....25

Table 9: InfoURL box .....25

Table 10: Content Object box.....26

Table 11 : PDCF Scheme Type for OMA DRM.....29

Table 12: PDCF Scheme Version for OMA DRM .....29

Table 13 : OMA DRM Headers in PDCF .....29

# 1. Scope

Open Mobile Alliance (OMA) specifications are the result of continuous work to define industry-wide interoperable mechanisms for developing applications and services that are deployed over wireless communication networks.

The scope of OMA “Digital Rights Management” (DRM) is to enable the distribution and consumption of digital content in a controlled manner. The content is distributed and consumed on authenticated devices per the usage rights expressed by the content owners. OMA DRM work addresses the various technical aspects of this system by providing appropriate specifications for content formats, protocols, and rights expression languages.

A number of DRM specifications have already been defined within the OMA. See [DRM-v1], [DRMCF-v1] and [DRMREL-v1] for more information.

The scope for this specification is to define the content format for DRM protected encrypted media objects and associated metadata. This specification addresses the specific format mechanisms defined in the Release 2 “*Digital Rights Management*” specification [DRM-v2].

## 2. References

### 2.1 Normative References

- [AES] “Recommendation of Block Cipher Modes of Operation”, NIST, NIST Special Publication 800-38A, URL: <http://www.nist.gov/>
- [DRMREL-v2] “DRM Rights Expression Language V2.0”, Open Mobile Alliance™, OMA-TS-DRM-REL-V2\_0, <http://www.openmobilealliance.org/>
- [DRM-v2] “Digital Rights Management V2.0”, Open Mobile Alliance™, OMA-TS-DRM-V2\_0, URL: <http://www.openmobilealliance.org/>
- [IOPPROC] “OMA Interoperability Policy and Process”, Version 1.1, Open Mobile Alliance(tm), OMA-IOP-Process-V1\_1, URL: <http://www.openmobilealliance.org/>
- [ISO14496-12] “Information technology — Coding of audio-visual objects – Part 12: ISO Base Media File Format”, International Organisation for Standardisation, ISO/IEC 14496-12, Second Edition, April 2005
- [RFC2119] “Key words for use in RFCs to Indicate Requirement Levels”, S. Bradner, March 1997, URL: <http://www.ietf.org/rfc/rfc2119.txt>
- [RFC2234] “Augmented BNF for Syntax Specifications: ABNF”, D. Crocker, Ed., P. Overell, November 1997, URL: <http://www.ietf.org/rfc/rfc2234.txt>
- [RFC2326] “Real Time Streaming Protocol (RTSP)”, Schulzrinne H., Rao A. and Lanphier R., April 1998
- [RFC2327] “SDP: Session Description Protocol”, IETF RFC 2327, Handley M. and Jacobson V., April 1998
- [RFC2392] “Content-ID and Message-ID Uniform Resource Locators”, E. Levinson, August 1998, URL: <http://www.ietf.org/rfc/rfc2392.txt>
- [RFC2396] “Uniform Resource Identifiers (URI): Generic Syntax”, T. Berners-Lee et al, August 1998, URL: <http://www.ietf.org/rfc/rfc2396.txt>
- [RFC2616] “Hypertext Transfer Protocol -- HTTP/1.1”, R. Fielding, et al, June 1999, URL: <http://www.ietf.org/rfc/rfc2616.txt>
- [RFC2630] “Cryptographic Message Syntax”, R. Housley, June 1999, URL: <http://www.ietf.org/rfc/rfc2630.txt>
- [RFC3550] “RTP: A Transport Protocol for Real-Time Applications”, Schulzrinne H. et al., July 2003
- [TS26.244] “Transparent end-to-end Packet-switched Streaming Service (PSS); File Format”, The Third Generation Partnership Project, Release 6, TS 26.244, Version 6.3.0, URL: <http://www.3gpp.org/>

### 2.2 Informative References

- [C.S0045] “Multimedia Messaging Service (MMS) Media Format and Codecs for cdma2000 Spread Spectrum Systems” “, Version 1.0, 3GPP2, C.S0045-0v1.0 Multimedia Messaging Service (MMS) Media Format and Codecs for cdma2000 Spread Spectrum Systems, URL: <http://www.3gpp2.org/>
- [C.S0050] “File Formats for Multimedia Specifications”, 3GPP2, Version 1.0, C.S0050-0v1.0 3GPP2 File Formats for Multimedia Specifications, URL: [http://www.3gpp2.org/Public\\_html/specs/C.S0050-0\\_v1.0\\_121503.pdf](http://www.3gpp2.org/Public_html/specs/C.S0050-0_v1.0_121503.pdf)
- [DRMCF-v1] “DRM Content Format”, Open Mobile Alliance™, Version 1.0, OMA-DRM-DRMCF-v1\_0, URL: <http://www.openmobilealliance.org/>
- [DRMREL-v1] “DRM Rights Expression Language”, Open Mobile Alliance™, Version 1.0, OMA-DRM-DRMREL-v1\_0, URL: <http://www.openmobilealliance.org/>

- [DRM-v1] “Digital Rights Management”, Open Mobile Alliance™, Version 1.0, OMA-Download-DRM-v1\_0, [URL:http://www.openmobilealliance.org/](http://www.openmobilealliance.org/)
- [ISO7498-2] ISO/IEC 7498: “Information processing systems -- Open Systems Interconnection --- Basic Reference Model - Part 2: Security Architecture”, International Organisation for Standardisation, ISO/IEC 7498
- [TS26.234] “Transparent end-to-end packet-switched streaming service (PSS); Protocols and Codecs”, , The Third Generation Partnership Project, Release 6, TS 26.234, Version 6.4.0, URL: <http://www.3gpp.org/>
- [WSP] “Wireless Session Protocol”, WAP Forum™, WAP-230-WSP, URL: <http://www.openmobilealliance.org/>



## 3. Terminology and Conventions

### 3.1 Conventions

The key words “MUST”, “MUST NOT”, “REQUIRED”, “SHALL”, “SHALL NOT”, “SHOULD”, “SHOULD NOT”, “RECOMMENDED”, “MAY”, and “OPTIONAL” in this document are to be interpreted as described in [RFC2119].

All sections and appendixes, except “Scope” and “Introduction”, are normative, unless they are explicitly indicated to be informative.

### 3.2 Definitions

<b>Box</b>	A data structure derived from the “Box” definition in [ISO14496-12].
<b>Composite Object</b>	A Media Object that contains one or more Media Objects by means of inclusion e.g. DRM messages, zip files.
<b>Confidentiality</b>	The property that information is not made available or disclosed to unauthorised individuals, entities or processes. (From [ISO 7498-2])
<b>Content</b>	One or more Media Objects.
<b>Content Issuer</b>	The entity making content available to the DRM Agent; the entity whose Content is being Protected.
<b>Content Object</b>	A single piece of Content contained in a DCF data structure. A Content Object may be DRM Content or unprotected Content.
<b>Continuous Media</b>	Content which is inherently time-based, i.e. might have an implicit or explicit duration and requires multiple iterations of an algorithm to produce a continuous media experience to a User, such as video or audio.
<b>Device</b>	A Device is a user equipment with a DRM Agent. The Device MAY include a smartcard module (e.g. a SIM) or not depending upon implementation.
<b>Discrete Media</b>	Content that can be rendered with a single pass of an algorithm to interpret the media content, media that itself does not contain an element of time, such as still images or web pages.
<b>DRM Agent</b>	The entity in the Device that manages Permissions for Media Objects on the Device.
<b>DRM Content</b>	Media Objects that are consumed according to a set of Permissions in a Rights Object.
<b>Integrity</b>	The property that data has not been altered or destroyed in an unauthorised manner.
<b>Media Object</b>	A digital work e.g. a ringing tone, a screen saver, a Java game or a Composite Object.
<b>Permission</b>	Actual usages or activities allowed (by the Rights Issuer) over DRM Content.
<b>Rights Issuer</b>	An entity that issues Rights Objects to OMA DRM Conformant Devices.
<b>Rights Object</b>	A collection of Permissions, Constraints and other attributes which define under what circumstances access is granted to, and what usages are defined for, DRM Content. All OMA DRM Conformant Devices must adhere to the Rights Object associated with DRM content.
<b>User</b>	The human user of a Device. The User does not necessarily own the Device.

### 3.3 Abbreviations

<b>3GPP</b>	3rd Generation Partnership Project
<b>4CC</b>	Four Character Code
<b>AES</b>	Advanced Encryption Standard
<b>CBC</b>	Cipher Block Chaining
<b>CEK</b>	Content Encryption Key
<b>CTR</b>	Counter Mode

---

<b>DCF</b>	DRM Content Format
<b>DRM</b>	Digital Rights Management
<b>HTTP</b>	Hypertext Transfer Protocol
<b>ISO</b>	International Standards Organization
<b>MIME</b>	Multipurpose Internet Mail Extensions
<b>OMA</b>	Open Mobile Alliance
<b>PDCF</b>	Packetized DRM Content Format
<b>PSS</b>	Packet switched Streaming Service
<b>RFC</b>	Request For Comments
<b>RO</b>	Rights Object
<b>ROAP</b>	Rights Object Acquisition Protocol
<b>RTP</b>	Real time Transport Protocol
<b>RTSP</b>	Real Time Streaming Protocol
<b>SDL</b>	Syntactic Description Language
<b>SDP</b>	Session Description Protocol
<b>URI</b>	Uniform Resource Indicator
<b>URL</b>	Uniform Resource Locator

## 4. Introduction

Within OMA DRM, Media Objects are encrypted and packaged into a specific format, the DRM Content Format (DCF). The DCF can be delivered separately from an associated Rights Object, which contains the encryption key used to encrypt the Media Object. This specification defines the DRM Content Format.

The DRM Content Format is closely related to the Rights Expression Language specification [DRMREL-v2], which defines the syntax and semantics for the Rights Objects.

In addition to encrypting the Media Object the DRM Content Format supports metadata such as

- Original content type of the media object
- Unique identifier for this DRM protected Media Object to associate it with rights
- Information about the encryption details
- Information about the rights issuing service for this DRM protected media object
- Extensions and other media type dependent metadata

The file format is extensible, so additional features may be added in the future while maintaining compatibility with the older versions. Compatibility with the version 1 Content Format [DRMCF-v1] is not maintained by this specification, therefore a different MIME type is used.

There are two profiles of the DRM Content Format. One is used for Discrete Media (such as still images) and one for Continuous Media (such as music or video). The profiles share some data structures. Both profiles are based on a widely accepted and deployed standard format, the ISO Base Media File format [ISO14496-12], but the Discrete Media profile is meant to be an all-purpose format, not aiming for full compatibility with ISO media files.

The Content Issuer can decide which profile to use for their content, but in general, the profile for Continuous Media should be used for Continuous Media content, in order to create a harmonious user experience. The Discrete Media profile should be used for other types of content. To a User, the difference is that a file conforming to the Discrete Media profile looks like a DRM protected file, whereas a file conforming to the Continuous Media profile looks and functions like a media file to the outside.

### 4.1 Version 2.0.1

The following table summarizes the main changes from DRM 2.0 introduced in this DRM 2.0.1 Specification.

Title	Section	Summary
Content ID uniqueness	5.2.1.8	Clarifies that Content IDs must be unique per DCF and not only per Content Object.
PDCF File Format Fix and Alignment	7.1.3, 7.1.4	Clarifies that a PDCF may contain one OMADRMKMSBox per protected track, and in the OMADRMAUHeader moves the KeyIndicator field to enable interoperability between PDCF format and the ISMACryp specification.
PDCF PlainTextLength	5.2.1.5	Specifies that the PlainTextLength Common Header field must always be zero in PDCF files.
Identification of Multipart DCF and Multi-track PDCF	5.2.1.8	Specifies the method of referencing multipart DCFs and multi-track PDCFs in the ROAP Trigger <contentID> element.

## 5. DRM Content Format

There are two DRM Content Format profiles:

- DCF: The first profile is used to package and protect Discrete Media (i.e. ring tones, applications, images, etc.) The Discrete Media profile allows you to wrap any content in an envelope (DCF). That content is then encrypted as a single object agnostic of the contents internal structure and layout. This specification defines the Discrete Media format based on the types of the ISO base media file format [ISO14496-12], instead of WSP types [WSP] used in Version 1 [DRMCF-v1]. By using the ISO principles, the DCF format maintains the extensible nature of the ISO format, while keeping overhead minimal. A Device defined in [DRM-v2] MUST support the DCF format as defined in this specification. In addition, version 1 DCF as defined in [DRMCF-v1] MAY be supported.
- PDCF: The second profile is used to protect Continuous Media (e.g. Audio and Video.) Continuous media is protected in a separate profile because it is packetized and thus the profile is called the Packetized DCF (PDCF). Applications that read and parse Continuous Media are meant to work on the file on a packet-by-packet basis. To facilitate the playback of protected Continuous Media, the storage format needs to be structured in such a way that the packets are individually protected. This structurally aware packetization is also required in order to stream Continuous Media. An OMA DRM compliant streaming server MUST be able to understand the Content Format's structure in order to break the content into headers and packets that can be delivered to a client that understands the Content Format.

### 5.1 ISO Base Media File Format

The Discrete Media profile (DCF) is an object-structured file as defined in section 4 of the ISO Base Media File Format specification [ISO14496-12], but it does not include all the media-related structures due to its simplified, media agnostic design. The actual data structures and conformance to the profile is defined in this specification. If a DCF includes data structures or functionalities not conforming to this specification, a compliant file parser MAY ignore these.

The Continuous Media profile (PDCF) is fully compliant with the ISO base media file format, but this specification adds support for OMA DRM 2.0 key management on top of existing ISO derived file formats supporting encrypted media content. By default, this specification addresses the DCF format, with an additional indication if a specified data structure is also used in the PDCF format.

#### 5.1.1 ISO File structure (INFORMATIVE)

This section is informative and is based on the ISO Base Media File Format specification [ISO14496-12].

The ISO base media file format is structured around an object-oriented design of boxes. A basic box has two mandatory fields, *size* and *type*. The *type* identifier is used to dynamically bind a box to a statically defined type and the *size* is an offset from start to the end of the box. A Box type identifier is a *Unique Identifier Number*. List of reserved numbers can be found in Appendix B. The identifier is constructed from four bytes, each representing a human-readable character, thus the name *Four Character Code (4CC)*.

The ISO base format uses a language called Syntax Description Language (SDL) for defining data structures. SDL has similarities with some programming languages and supports object orientation. The box class is the superclass for all structures containing data in the file format.

A basic box is defined as:

```
aligned(8) class Box (unsigned int(32) boxtype, optional unsigned int(8)[16] extended_type) {
    unsigned int(32) size;
    unsigned int(32) type = boxtype;
    if (size==1) {
        unsigned int(64) largesize;
    } else if (size==0) {
        // box extends to end of file
    }
    if (boxtype=='uuid') {
```

```

        unsigned int(8)[16] usertype = extended_type;
    }
}

```

Box alignment is by default to the next byte boundary in the end of the box. Extra padding should not be needed as all data types in e.g. the DCF are terminated on byte boundaries.

Since one of the design goals for the DCF is extensibility, it is important to carry version information with each data type. The ISO specification has a predefined type to support this, the FullBox, which is derived from the simple Box base class.

```

aligned(8) class FullBox(unsigned int(32) type, unsigned int(8) v, bit(24) f) extends Box(type) {
    unsigned int(8) version = v;
    bit(24) flags = f;
}

```

Extending a parent class has similar semantics as in many programming languages; the parent class data members precede the child class definitions. A representation of the FullBox above is:

Name	Type	Value
Size	unsigned int(32)	Offset to the end of the box
Type	unsigned int(32)	Box type 4CC
Version	unsigned int(8)	Version field
Flags	unsigned int(24)	Additional flags

The numeric fields in the ISO format are in network byte order.

## 5.2 Common Boxes

### 5.2.1 Common Headers Box

```

aligned(8) class OMADRMCommonHeaders extends FullBox('ohdr', version, 0) {
    unsigned int(8)      EncryptionMethod;    // Encryption method
    unsigned int(8)      PaddingScheme;       // Padding type
    unsigned int(64)     PlaintextLength;     // Plaintext content length in bytes
    unsigned int(16)     ContentIDLength;     // Length of ContentID field in bytes
    unsigned int(16)     RightsIssuerURLLength; // Rights Issuer URL field length in bytes
    unsigned int(16)     TextualHeadersLength; // Length of the TextualHeaders array in bytes
    char                 ContentID[];        // Content ID string
    char                 RightsIssuerURL[];  // Rights Issuer URL string
    string               TextualHeaders[];   // Additional headers as Name:Value pairs
    Box                  ExtendedHeaders[];  // Extended headers boxes
}

```

The Common Headers box defines a structure for the required headers. Their semantics are defined in the sections below. This box **MUST** appear in both DCF and PDCF. This box includes the mandatory headers as fixed fields and provides a mechanism to insert additional headers as arbitrary name value pairs. For application in DCF and PDCF, see sections 6.3.2 and 7.1.3.1 for details.

A Device **MUST NOT** modify any of the fields in the Common Headers box.

#### 5.2.1.1 Common Headers Version

The *version* field of the FullBox defines which version of DRM Content Format specification was used by the author of the Content Object. The value for *version* **MUST** be 0 for objects conforming to this specification.

### 5.2.1.2 EncryptionMethod Field

The *EncryptionMethod* field defines how the encrypted content can be decrypted. Values for the field are defined in the table below.

**Table 1. Algorithm-id values**

Algorithm-id	Value	Semantics
NULL	0x00	No encryption for this object. NULL encrypted Content Objects may be used without acquiring a Rights Object. Value of the <i>PaddingScheme</i> field MUST be 0.
AES_128_CBC	0x01	AES symmetric encryption as defined by NIST [AES]. 128 bit keys. Cipher block chaining mode (CBC). 128 bit initialization vector prefixing the ciphertext (for non-streamable PDCF files this is included in the <i>OMADRMAUHeader</i> ). Padding according to RFC 2630.
AES_128_CTR	0x02	AES symmetric encryption as defined by NIST [AES]. 128 bit keys. Counter mode (CTR). 128 bit initial counter value prefixes the ciphertext (for non-streamable PDCF files this is included in the <i>OMADRMAUHeader</i> ). For each cipherblock the counter is incremented by 1 (modulo $2^{128}$ ). No padding.

Rights Issuers should take care in using NULL *EncryptionMethod* because, given a null-encrypted Media Object within a DCF or PDCF, the following statements hold true:

- Null-encrypted Media Objects do not have any Confidentiality protection.
- Null-encrypted Media Objects can always be used without an associated Rights Object.
- Null-encrypted Media Objects may not have any integrity protection.

### 5.2.1.3 PaddingScheme Field

The *PaddingScheme* parameter defines how the last block of ciphertext is padded. Values of the *PaddingScheme* field are defined in the table below:

**Table 2. PaddingScheme values**

Padding-Scheme	Value	Semantics
None	0x00	No padding (e.g. when using NULL or CTR algorithm).
RFC_2630	0x01	Padding according to RFC 2630.

#### 5.2.1.4 PlaintextLength Field

The *PlaintextLength* field defines the length of the original plaintext. In the case of DCF and if the content is encrypted, it MUST have a *PlaintextLength* value set. If the extracted content length does not match the *PlaintextLength* field value, it is an error and the Content Object MUST be discarded. In a progressive download scenario, the DRM Agent can verify the *PlaintextLength* only after the complete Content Object has been received and possibly after content use has started.

In the case of PDCF the *PlaintextLength* MUST be zero. DRM Agents should ignore the *PlaintextLength* for PDCF files; instead they should use the relevant ISO Base Media boxes to identify track properties.

#### 5.2.1.5 ContentIDLength Field

The *ContentIDLength* field defines the number of bytes occupied by the *ContentID* field. The value MUST be greater than zero. A Device MUST support ContentIDs of at least 256 bytes. For best interoperability, content author should not use a ContentID larger than 256 bytes.

#### 5.2.1.6 RightsIssuerURLLength Field

The *RightsIssuerURLLength* field indicates the number of bytes occupied by the *RightsIssuerURL* field. A Device MUST support RightsIssuerURLs of at least 256 bytes. For best interoperability, content author should not use a RightsIssuerURL larger than 256 bytes.

#### 5.2.1.7 TextualHeadersLength Field

The *TextualHeadersLength* field indicates the number of bytes occupied by the *TextualHeaders* field. Although it is possible with this version of the parent box to implicitly determine the *TextualHeaders* field length from the box length, this might not be the case in future versions. Thus, conforming tools MUST use the *TextualHeadersLength* field. A Device MUST support textual headers of at least 2048 bytes total length.

#### 5.2.1.8 ContentID Field

The *ContentID* field MUST contain a globally unique identifier for this Content Object. Note that even if two or more (P)DCFs contain the same Content, the Content Objects will each have a different (and globally unique) ContentID. The value MUST be encoded using US-ASCII encoding.

The value MUST be a unique URI according to [RFC2396]. The use of globally unique *ContentID*'s is required for OMA DRM and it is the responsibility of the content author to guarantee the uniqueness of the *ContentID* within their own namespace.

If the Content Object is referenced from a DRM Rights Object, the value of the *ContentID* field MUST match the value of the referencing element of the Rights Object as defined in [DRMREL-v2]. The ContentID MUST be in the 'cid-url' format of [RFC2392].

In the case of multi-part DCFs and multi-track PDCFs the first ContentID in the (P)DCF MUST represent the entire file. The entire file is referenced in the [DRM-v2] ROAP protocols for associating TransactionIDs and DCF Hash values with particular files. The first track in a multi-track PDCF is the protected track with the lowest integer "track\_ID" in the PDCF Track Header Box ('tkhd').

#### 5.2.1.9 RightsIssuerURL Field

The *RightsIssuerURL* field defines the Rights Issuer URL. The Rights Issuer URL MAY be used by the consuming Device to obtain Rights for this DRM Content. The mechanism is defined in OMA DRM specification [DRM-v2]. The value of the *RightsIssuerURL* field MUST be encoded using US-ASCII encoding. The length of this field is indicated by the *RightsIssuerURLLength* field.

The value of the *RightsIssuerURL* MUST be a URL according to [RFC2396], and MUST be an absolute identifier. The *RightsIssuerURL* MAY be empty e.g. if the Content Object is not encrypted.

## 5.2.2 Textual Headers

The *TextualHeaders* field MAY contain additional information about the content.

Textual headers are represented by name value pairs, where name and value are separated with a colon ':' and the pair is terminated with a NULL ('\0') character. A header (name value pair) MUST NOT include leading or trailing whitespace (such as \r\n). Further, a header name MUST NOT include a colon ':' character, as the first instance or the character will stop scanning for the header name. Header value MAY include colon characters as the value is always assumed to continue after the first colon until a NULL character is reached.

The next header name MUST begin immediately after the terminating NULL character of the previous header, if *TextualHeadersLength* is greater than the current scanning position. All headers MUST have a value, i.e. an empty value is not permitted.

The textual headers field continues until the *TextualHeadersLength* offset or the end of the box is reached. The *TextualHeadersLength* field MUST be used to determine the *TextualHeaders* field length.

An example representation of the textual headers:

```
Silent:on-demand;http://myissuer.com/silent?cid=428\0Preview:instant;cid:429@myissuer.com\0
```

Each supported header is defined using augmented Backus-Naur Form (BNF) [RFC2234]. The textual headers are encoded using UTF-8 encoding. Ordering of headers is significant, and the headers MUST be in the order of priority, from highest to lowest. This means that e.g. if the textual headers include both Silent and Preview headers, whichever appears first in the field is considered to have priority over the second.

### 5.2.2.1 Silent header

The *Silent* header is an indication to the client that the Rights Object for this DRM Content can be obtained silently from the Rights Issuer, without user interaction for payments, etc.

```
Silent = "Silent" ":" silent-method ";" parameter
silent-method = token
parameter = silent-rights-url
silent-rights-url = token
```

silent-method	Semantics
"on-demand"	Rights should be acquired silently, on demand when the user chooses to play the content.
"in-advance"	Rights should be acquired in advance, at the earliest opportunity.

The parameter *silent-rights-url* MUST be a URL according to [RFC2396] and a successful request to the URL MUST return a ROAP Trigger, a Download Descriptor or a bundled Download Descriptor and ROAP Trigger as defined in [DRM-v2]. If *silent-rights-url* is a HTTP URL and the request fails with error code 404 Not Found [RFC2616], the Device SHOULD NOT make further requests to the URL. If the request fails with some other error, the Device MAY retry the request at a later time.

The parameter *silent-rights-url* MUST be specified on the *Silent* header. The device MUST use this *silent-rights-url* to obtain rights silently and automatically according to [DRM-v2].

### 5.2.2.2 Preview header

The *Preview* header contains an indication to the client that it is possible to provide a preview for this DRM Content.

If the *preview-method* is "instant", then the specific media element to be used for preview MUST be indicated using the *preview-element-uri* parameter. In addition, this media element MUST be NULL-encrypted, and as such, MUST have an *EncryptionMethod* header with the *algorithm-id* parameter set to NULL.

```
Preview = "Preview" ":" preview-method (";" parameter )
```



```

preview-method = token
parameter = preview-element-uri | preview-rights-url
preview-element-uri = token
preview-rights-url = token

```

Preview-method	Semantics
“instant”	This indicates that one of the elements within this file can be used for preview. If instant method is specified, then <code>preview-element-uri</code> MUST be specified.
“preview-rights”	This indicates that a preview Rights Object can be obtained by requesting it silently from the Rights Issuer, without user interaction If <code>preview-rights</code> method is specified, then <code>preview-rights-url</code> MUST be specified.

The parameter `preview-element-uri` MUST be a unique identifier and a URI according to [RFC2396]. And, it MUST resolve to an element present within the same file.

The parameter `preview-rights-url` MUST be a URL according to [RFC2396] and a successful request to the URL MUST return a ROAP Trigger, a Download Descriptor or a bundled Download Descriptor and ROAP Trigger as defined in [DRM-v2]. If `preview-rights-url` is a HTTP URL and the request fails with error code 404 Not Found [RFC2616], the Device SHOULD NOT make further requests to the URL. If the request fails with some other error, the Device MAY retry the request at a later time.

If the `preview-method` is indicated as “instant”, the preview element can be used freely with unlimited use, without acquiring any Rights Objects.

If the `preview-method` is “preview-rights”, then the `preview-rights-url` MUST be indicated as a parameter. When the client connects to the Rights Issuer with this URL, this MUST NOT result in any re-direction.

### 5.2.2.3 ContentURL header

The *ContentURL* header is used to indicate a location for acquiring the DCF or PDCF. This MAY be used to e.g. download an alternative version of the file if a device does not support the content types in the current file, such as resolution or codec. The consuming device MAY provide the option to forward the ContentURL to other users as an alternative form of superdistribution. The mechanism is defined in OMA DRM specification [DRM-v2].

```

ContentURL = "ContentURL" ":" content-url
content-url = token

```

The `content-url` MUST be a URL according to [RFC2396] and MUST be an absolute identifier. The device MAY access the ContentURL from the DCF and use it to establish e.g. a browsing session without acquiring a Rights Object for the DRM Content.

### 5.2.2.4 ContentVersion header

The *ContentVersion* header defines the version of the content. This header MAY be used to uniquely identify the incarnation of this DRM Content Object.

```

ContentVersion = "ContentVersion" ":" original-content-identifier ":" version-identifier
original-content-identifier = token
version-identifier = *digit

```

Where `original-content-identifier` MUST be a matching string for all versions of the same Content and `version-identifier` MUST be a number in range 0..65535, incremented by each version.

### 5.2.2.5 Content-Location header

The *Content-Location* header MAY be used to indicate a relative location for the Content Object. This MAY be used for e.g. referencing purposes within the DCF file or determining a meaningful file name when exporting the Content Object.

```
ContentLocation = "Content-Location" ":" content-uri
content-uri = token
```

The `content-uri` MUST be a file name, relative to the location of the DCF file.

### 5.2.2.6 Custom headers

Content author MAY insert additional Custom headers to the *TextualHeaders* field. Custom headers MUST follow the generic syntax defined below, encoded using UTF-8 encoding.

```
OtherHeader = Header-name ":" Header-value
Header-name = token
Header-value = token
```

Consuming Devices MUST ignore the headers that they do not recognize.

## 5.2.3 Extended Headers

The *ExtendedHeaders* field MAY include zero or more nested boxes that add functionalities to the common headers. The *ExtendedHeaders* field continues until the end of the parent box is reached.

### 5.2.3.1 Group ID

The *ExtendedHeaders* field MAY include one instance of the *OMADRMGroupID* Box:

```
aligned (8) class OMADRMGroupID extends FullBox('grpi', version, 0) {
    unsigned int(16) GroupIDLength;           // length of the Group ID URI
    unsigned int(8) GKEncryptionMethod;      // Group Key encryption algorithm
    unsigned int(16) GKLength;               // length of the encrypted Group Key
    char GroupID[GroupIDLength];            // Group ID URI
    byte GroupKey[GKLength];                 // Encrypted Group Key and encryption information
}
```

The *GroupID* value identifies this DCF as part of a group of DCF's whose Rights can be defined in a common group Rights Object instead of (or in addition to) in separate content-specific Rights Objects. The value of *GroupID* MUST be a URI according to [RFC2396] and MUST contain a globally unique identifier. The value MUST be encoded using US-ASCII encoding.

Generally each content item in a group will be encrypted with a different content item encryption key. A single additional key (used for the whole group) is used to encrypt each content item encryption key for storage in the *GroupKey* field. This single key is the value of the CEK in an associated group RO. Note that since the Group ID box is part of the OMA DRM container box, it is possible for different content items in a multipart DCF to belong to different groups. The *GKEncryptionMethod* field defines the algorithm used to encrypt the content item encryption keys, as defined in Section 5.2.1.2 and it defines the structure of the *GroupKey* field that can contain, next to the actual encrypted content item encryption key (referred to in Section 5.2.1.2 as 'ciphertext'), additional information such as initialization vector or initial counter value. The *NULL EncryptionMethod* MUST NOT be used as a *GKEncryptionMethod*.

**Table 3. Group ID box fields**

Field name	Type	Purpose
GroupIDLength	unsigned int(16)	Length of the Group ID URI field
GKEncryptionMethod	unsigned int(8)	Group Key encryption algorithm
GKLength	unsigned int(16)	Length of the GroupKey field

GroupID	char[]	Group ID URI
GroupKey	byte[EncryptedGKLength]	Encrypted Group Key and additional encryption information such as initialization vector, counter values, padding as defined in Section 5.2.1.2

### 5.2.4 Mutable DRM Information Box

The `MutableDRMInformation` box MAY appear in both DCF and non-streamable PDCF. `MutableDRMInformation` is not applicable to streamable PDCF. In the OMA DRM system, the `MutableDRMInformation` box is used to include information editable by the Device, and thus is not protected for integrity. A Device MUST ignore the `MutableDRMInformation` box when calculating the DCF hash.

The `MutableDRMInformation` box MUST be located at the top level of the box hierarchy and there MUST NOT be more than one instance of the box per DCF or PDCF. The `MutableDRMInformation` box MAY include free space boxes as defined in ISO base media file format [ISO14496-12] to pre-allocate space for editing. A `MutableDRMInformation` box MUST NOT appear in the beginning of the file, but MAY appear after the last `OMADRMContainer` (see 6.3.1) in DCF and after the movie box in PDCF. Having the `MutableDRMInformation` box as the last box in the file is RECOMMENDED for DCF.

For PDCF the location of the `MutableDRMInformation` should be carefully considered by the Content Issuer. Generally it is preferable to place the `MutableDRMInformation` directly after the Movie Box; this enables Transaction Tracking and Rights Object delivery during Progressive Download. However, if the `MutableDRMInformation` box is after the movie box it will be difficult for the client to insert new Rights Objects into the Rights Object box because if the size of the `MutableDRMInformation` box changes the device must also update the Chunk Offset Box ('stco') in the PDCF headers. Therefore Content Issuers are recommended to also include a Free Space Box if the `MutableDRMInformation` is placed before the Media Data

A Device MAY modify, extend, truncate, delete or add the `MutableDRMInformation` box. The contents of the box MUST be interpreted as an array of Boxes, continuing until the end of the parent box.

```
aligned(8) MutableDRMInformation extends Box('mdri') {
    Box    data[];           // array of any boxes and free space
}
```

#### 5.2.4.1 Transaction Tracking Box

The OMA DRM Transaction Tracking Box enables transaction tracking as defined in [DRM-v2] section 12.3. The `OMADRMTransactionTracking` box MUST include a single `TransactionID` value as defined below. It MAY appear in both DCF and PDCF.

```
aligned(8) class OMADRMTransactionTracking extends FullBox('odtt', 0, 0) {
    char    TransactionID[16]; // value to enable transaction tracking
}
```

**Table 4: OMA DRM transaction tracking header field**

Field name	Type	Purpose
TransactionID	char[16]	TransactionID of the DCF or PDCF respectively

The Rights Issuer MAY provide any value as a `TransactionID` to the DRM Agent during the Rights acquisition process and the `TransactionID` included in the DRM Container may be changed by the DRM Agent as defined in [DRM-v2]. When packaging content, the `TransactionID` MAY be set to an arbitrary value.

As per [DRM-v2] section 12.3 the DRM Agent does not need to generate the `OMADRMTransactionTracking` box, nor does the DRM Agent ever need to modify the size of the box.

### 5.2.4.2 Rights Object Box

The rights object box MAY be used to insert a Protected Rights Object, defined in [DRM-v2] section 5.3.8, into a DCF or PDCF. A MutableDRMInformation box MAY include zero or more Rights Object boxes. The Rights Object is treated as binary data and a Device MAY add or delete Rights Object boxes in the MutableDRMInformation box.

```
aligned(8) class OMADRMRightsObject extends FullBox('odrb', 0, 0) {
    byte    Data[];           // binary Rights Object
}
```

**Table 5: OMA DRM Rights Object box fields**

Field name	Type	Purpose
Data	byte[]	A Rights Object as binary data

## 5.3 DCF Hash Calculation

Content Objects MAY be protected for integrity by including a DCF hash into a Rights Object or ROAP request. Since (P)DCF MAY include structures editable by the Device, these structures are excluded from hash calculation. The DCF hash MUST be calculated from the beginning of the DCF to the end of the last OMADRMContainer, ignoring the MutableDRMInformation box. PDCF hash MUST be calculated from the beginning of the PDCF, skipping the MutableDRMInformation box after the movie box, or end of file in case there is no MutableDRMInformation box present.

## 6. Discrete Media Profile (DCF)

This section defines the DRM Content Format for Discrete Media.

### 6.1 DCF MIME Type

The MIME type for objects conforming to the format defined in this section MUST be

```
application/vnd.oma.drm.dcf
```

and the corresponding file extension MUST be “.odf”.

### 6.2 DCF File Format

The structure of the Discrete Media profile of DRM Content Format (DCF) MUST be according to the structure definitions below.

A DCF file MUST include at least one `OMADRMContainer` box. The `OMADRMContainer` box is a container for a single Content Object and its associated headers. It MUST appear on the top level, i.e. to conform to this specification, it MUST NOT be nested inside another data type. There MAY exist multiple `OMADRMContainer` boxes in a file, but one MUST immediately follow the file header, and they all MUST be located on the top level in the nesting structure.

The *version* indicator field in each box MUST be 0 for files conforming to this specification. All numeric fields in the format MUST be stored in network byte order.

#### 6.2.1 OMA Constraints on ISO Format

In files conforming to this specification, box *size* MUST be greater than 1 unless otherwise specified and the *extended\_type* MUST NOT be used in the mandatory boxes. Some of the mandatory boxes MUST support the 64 bit length field and for those boxes, *size* field MUST be set to 1. Also note that in some earlier ISO specifications, the term `atom` was used to describe the file format structures, but the structures specified in this specification are called *boxes* in order to be consistent with current specifications.

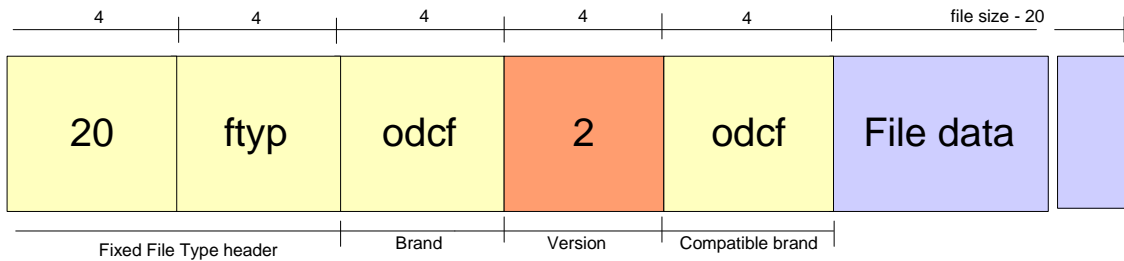
The *FullBox version* is typically started from zero (0), incremented by each revision. The *flags* field MAY be used to include additional information, but SHOULD normally be set to 0, unless otherwise specified. This specification names each supported box to indicate that a box has a defined structure and a purpose in the OMA DRM Content Format.

There are also placeholders for extensions, with only a generic box reference. These extensions may be defined later, and thus a conforming file parser SHOULD skip any extension boxes it does not understand. In addition, all of the toplevel boxes are derived from the *FullBox* type, which supports version information. Later specifications MAY increment the version number if changes are made to any common data structures. Later versions of the boxes defined in this specification should remain backwards compatible with the help of this version indicator. A parser conforming to this specification MAY attempt to parse a box which has a greater version number than this specification, but the conformance is limited to the current version (0) of this specification. A conforming parser MUST check the version number field.

#### 6.2.2 File Branding

The ISO base media file format defines a File Type box for identifying the major brand of the media file along with compatible brands. Files conforming to the Discrete Media profile MUST include a File Type box with the DCF brand as the major brand number and compatible brand to make the File Type box fixed length. The DCF major brand is 32 bits (4 octets) wide with the hexadecimal value `0x6F646366` (“odcf”). This MUST be followed by a four-octet minor version indicator and the DCF brand as the single compatible brand, making the file header a total of 20 octets (160 bits) from the beginning of the file. The minor version field is in network byte order. For files conforming to this version of the DCF specification the version value MUST be 2 (`0x00000002`). A conforming file parser MUST support the minor version number. It should be noted that future minor versions of the DCF file format might use more compatible brands in the File Type box, changing the file header length. The Figure 1 shows the relationship of the File Type, brand, version and rest of the file content.

Figure 1: DCF file header and body

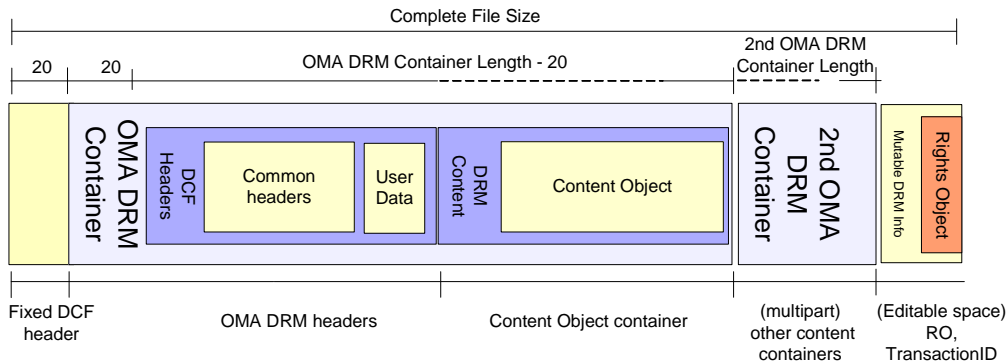


### 6.3 Overall structure

The high-level overview of the DCF format is depicted in the Figure 2. The mandatory parts of the format include the file header (File Type box with brand number and minor version fields), immediately followed by an OMA DRM Container box. The OMA DRM Container box MUST include a DCF headers box and a DRM Content box.

The design principles for the format include that the DCF headers box is located at a fixed offset from the beginning of the file, and thus, the OMA DRM Container box MUST be the first box after the file header of 20 octets and the DCF headers box MUST be the first box in the OMA DRM Container.

Figure 2: DCF structure



The table below outlines the mandatory boxes and their order. Additional boxes MAY be added after the mandatory boxes have first appeared. Table 6 shows the nesting order of the mandatory boxes, on the left is the parent and on the right, the child. The first column indicates which fields and boxes MUST be present in DCF (marked as 'M') and which boxes MAY appear in the DCF (marked as 'O'). Note that in the table, the second OMA DRM Container box MUST include all the mandatory nested boxes as well.

Table 6: Logical DCF box structure diagram

Present in DCF	Data type/value	Nesting level	Offset from beginning of file	Field purpose
M	Box('ftyp')	0	0	File header ( fixed File Type box, 20 bytes)
M	Box('odrm')	0	20	OMA DRM Container box

M		Box('odhe')		1	40	Discrete Media headers box
M			Box('ohdr')	2	53 + ContentTypeLength	OMA DRM Common Headers box
O			Box('udta')	2	53 + ContentTypeLength + Box('ohdr')	ISO User Data box (optional)
M		Box('odda')		1	40 + Box('odhe')	Content Object box
O	Box('odrm')			0		If multipart DCF, additional OMA DRM Container box
O	Box('mdri')			0		Mutable DRM information box
O		Box('odtt')		1		Transaction tracking box
O		Box('odrb')		1		Rights Object container box
O		Box('skip')		1		Additional free space

### 6.3.1 OMA DRM Container Box

```
aligned(8) class OMADRMContainer extends FullBox('odrm', version, 0) {
    OMADRMDiscreteHeaders ContentHeaders; // Headers for Discrete Media DCF
    OMADRMContentObject DRMContent; // Actual encrypted content
    Box Extensions[]; // Extensions, to the end of the box
}
```

The `OMADRMContainer` box MUST include a single `OMADRMDiscreteHeaders` box and a single `OMADRMContentObject` box, followed by optional extensions. The `Extensions` inside the `OMADRMContainer` box are defined by OMA. The OMA DRM Container box MUST support 64 bit length attributes, i.e. the `size` attribute MUST be set to 1, and `largesize` MUST be used for determining the box size.

### 6.3.2 Discrete Media Headers Box

```
aligned(8) class OMADRMDiscreteHeaders extends FullBox('odhe', version, flags) {
    unsigned int(8) ContentTypeLength; // Content Type Length
    char ContentType[]; // Content Type String
    OMADRMCommonHeaders CommonHeaders; // Common headers (same as with PDCF)
    if(flags & 0x000001) {
        UserDataBox UserData; // ISO User Data Box (optional)
    }
}
```

The Discrete Media headers box includes fields specific to the DCF format and the Common Headers box, followed by an optional user-data box. There MUST be exactly one `OMADRMDiscreteHeaders` box in a single OMA DRM Container box, as the first box in the container.

The `ContentType` field indicates the actual media type contained in the OMA DRM container. There MUST be exactly one `OMADRMCommonHeaders` (see section 5.2.1 for details) box per a single `OMADRMDiscreteHeaders` box.

Table 7. OMA DRM Discrete Media header fields

Field name	Type	Purpose
ContentTypeLength	Unsigned int(8)	Length of the ContentType field
ContentType	ContentTypeLength octets	The MIME media type of the plaintext data encoded as US-ASCII
CommonHeaders	OMADRMCommonHeaders	OMA DRM Common Headers box as in 5.2.1
UserData	UserDataBox	User Data as defined in 6.3.2.3 (OPTIONAL)

### 6.3.2.1 ContentType

The *ContentType* field MUST indicate the original MIME media type of the Content Object i.e. what content type the result of a successful extraction of the *OMADRMContent* box represents. The *ContentType* field is encoded using US-ASCII encoding and MUST NOT include a NULL character.

### 6.3.2.2 CommonHeaders

The *CommonHeaders* field MUST be the same box as defined in 5.2.1.

### 6.3.2.3 User-Data

A user-data box ('udta'), as defined in [ISO14496-12], MAY be present in the discrete headers box. When a DCF includes the *UserDataBox*, it MUST be added immediately after the *OMADRMCommonHeaders* box. The presence of the user-data box MUST be indicated with the flag 0x000001 in the containing box header. The user-data box is a container box for informative user data. This user information is formatted as a set of sub-boxes with specific box types that more precisely define their usage. Each of the sub-boxes MAY be included only once unless otherwise noted.

Some of these sub-boxes contain text information, which is metadata, as defined in [TS26.244]. This specification supports a subset of the sub-boxes defined in [TS26.244].

#### 6.3.2.3.1 Title

The Title box ('titl') contains a descriptive name for this Content Object, as defined in [TS26.244]. The title is only informative and the device MAY use it e.g. to derive a filename when the DRM protected object is received and stored into a local repository. Other names may be transmitted outside this object (e.g. Content-Disposition header in HTTP) and they may override the name specified in this element.

This box MAY be included zero or more times using different language codes. The syntax for this box is the same as defined in [TS26.244]. A Device MUST support UTF-8 encoded text and MAY support UTF-16 encoded text.

#### 6.3.2.3.2 Description

The Description box ('dscp') contains a description of the Content Object, as defined in [TS26.244]. This text is informative and the device MAY display it to the user prior to acquiring Rights for the Content Object.

This box MAY be included zero or more times using different language codes. The syntax for this box is the same as defined in [TS26.244]. A Device MUST support UTF-8 encoded text and MAY support UTF-16 encoded text.

#### 6.3.2.3.3 Copyright

The Copyright box ('cprt') contains a copyright declaration of the organization holding the copyright of the Content Object, as defined in [TS26.244]. This text is informative and the device MAY display it to the user prior to acquiring Rights for the Content Object.

This box MAY be included zero or more times using different language codes. The syntax for this box is the same as defined in [TS26.244]. A Device MUST support UTF-8 encoded text and MAY support UTF-16 encoded text.



#### 6.3.2.3.4 Author

The Author box ('auth') contains a textual string representing the author of the Content Object as defined in [TS26.244]. This text is informative and the device MAY display it to the user prior to acquiring Rights for the Content Object.

This box MAY be included zero or more times using different language codes. The syntax for this box is the same as defined in [TS26.244]. A Device MUST support UTF-8 encoded text and MAY support UTF-16 encoded text.

#### 6.3.2.3.5 IconURI

```
aligned(8) class OMADRMIconURI extends FullBox('icnu', version, 0) {
    char                IconURI[];           // Icon URI
}
```

The IconURI box ('icnu') contains a URI where an appropriate icon for this content may be retrieved from. The device MAY request the object at this URI, and if an appropriate content is returned, use this as an icon associated with the content to the user.

The value of the *IconURI* MUST be a URI according to [RFC2396]. It is a string encoded using UTF-8 characters, continuing until the end of the box is reached.

If the DCF is a Multipart DCF, a *IconURI* MAY be a CID reference [RFC2557] within the current file. In this case, the referenced Content Object MUST be NULL-encrypted.

**Table 8: IconURI box**

Field name	Type	Purpose
IconURI	char[]	URI for an Icon for the content.

#### 6.3.2.3.6 InfoURL

```
aligned(8) class OMADRMInfoURL extends FullBox('infu', version, 0) {
    char                InfoURL[];          // Info URL
}
```

The InfoURL box ('infu') contains a URL where additional information can be found regarding the Content Object. The device MAY obtain this information prior to using the *RightsIssuerURL* field or after the Rights Object has been obtained.

The value of the *InfoURL* MUST be a URL according to [RFC2396] and MUST be an absolute identifier. It is a string encoded using UTF-8 characters, continuing until the end of the box is reached.

**Table 9: InfoURL box**

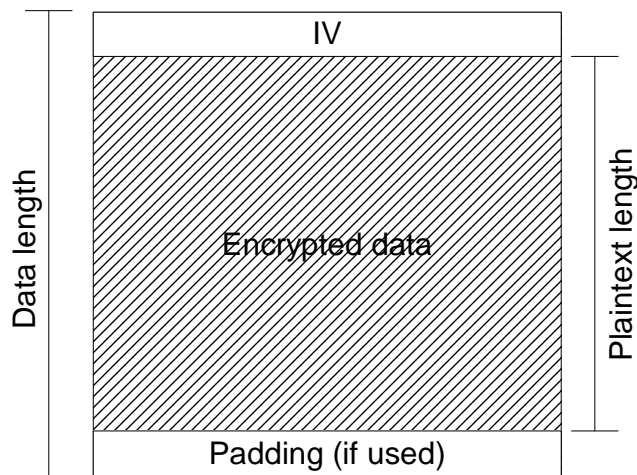
Field name	Type	Purpose
InfoURL	char[]	Location of additional information for the content.

### 6.3.3 Content Object Box

```
aligned(8) class OMADRMContentObject extends FullBox('odda', version, 0) {
    unsigned int(64) OMADRMDataLength;     // Length of the encrypted data plus length of the
                                           // IV/counter and length of optional padding
    byte    OMADRMData[];                  // Encrypted data plus IV/counter plus optional padding
}
```

The Content Object box MUST include only the data length field and data bytes for a single Content Object. Later revisions of this box may include additional fields, so conforming implementations MUST use the *OMADRMDataLength* field to indicate/determine the amount of actual data bytes. The data length includes the Initialization Vector in the beginning of the encrypted data, as depicted in Figure 3.

Figure 3: Data Length and IV



The Content Object box MUST support the 64 bit size field and thus *size* MUST be set to 1 and *largesize* MUST be used for determining actual box size. The *OMADRMDataLength* field MAY indicate a length of zero, and the Device MAY try to acquire the actual Content Object by using e.g. the *ContentURL*, if provided.

Table 10: Content Object box

Field name	Type	Purpose
OMADRMDataLength	Unsigned int(64)	Length of the OMAADRMDData field, in octets
OMADRMDData	byte []	Content bytes, as specified by the OMAADRMDDiscreteHeaders box

### 6.3.4 Extended Boxes

Any additional boxes contained in a single OMA DRM container box have not been defined in this specification. A Content Issuer MAY place additional boxes into the *Extensions* but Devices MAY ignore these.

## 6.4 Multiple OMA DRM Containers

A DCF MAY include more than one OMA DRM Container. Each of these containers MUST conform to the definition of the OMA DRM Container, and MUST be placed sequentially on the top level (i.e. nesting them is not allowed). The media type of Content Object in each these containers MAY BE different. However, the media type of the first OMA DRM Container is considered to be the default media type of the DCF's content.

Each OMA DRM Container MUST have a unique *ContentID* in its headers. This kind of a DCF with multiple Content containers is called a Multipart DCF.

Note that a Multipart DCF is different from a DCF including a Composite Object. A Composite Object (such as MIME multipart, ZIP and so on) is included in a single OMA DRM Container and has only one set of OMA DRM headers associated with it, whereas Multipart DCFs contain multiple OMA DRM Containers each including separate headers associated with the contained content. Multipart DCFs support the association of different rights with individual Media Objects.

### 6.4.1 Referencing Multipart Objects

As each object in the Multipart DCF has its own ContentID and MAY have a Content-Location header, the CID mechanism from [RFC2557] or the Content-Location mechanism from [RFC2616] MUST be used for referencing objects within the Multipart DCF. The reference MAY then be used in e.g. multimedia presentations to include objects from within the Multipart DCF. Individual Content Objects cannot be referenced from e.g. presentations outside the DCF file.

The ContentID is considered to be internal for the DRM Content Format and DRM Agent, and ContentIDs are referenced from outside the DRM Content Format only to associate it with a Rights Object. Transport protocols MUST define their own mechanisms how to reference to a DRM Content Format file.

## 6.5 Additional Extensions

Additional extension boxes MAY be added after the first OMA DRM Container. A conforming file parser, which does not recognize the additional boxes, MUST ignore them. However, any extensions MUST be designed in a way that the mandatory parts of this specification are always included and the file remains interoperable with conforming implementations.

## 7. Continuous Media Profile (PDCF)

The Continuous (Packetized) Media profile is targeted for media content like audio and video. Audio and video files MAY be included in a DCF format, but since the PDCF format has been specifically designed for Continuous Media, it provides additional advantages for those media types.

The PDCF format is an instance of the ISO Base Media File Format [ISO14496-12] that supports encrypted media tracks, which MUST use OMA DRM for key management and MUST include the OMA DRM data structures defined in this specification. Examples of ISO Base Media File Format instantiations are the 3GP format [TS26.244] and 3G2 format [C.S0050]. A brand name for PDCF is not defined in this version of the specification.

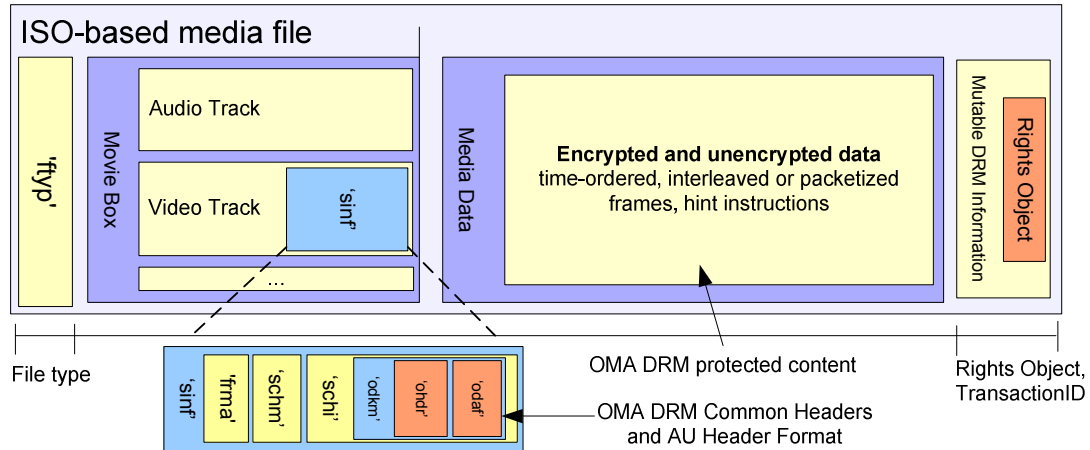
The PDCF format MAY be used for downloaded content or for hosting streamable content. OMA DRM specifies common data structures for file formats and additional information on top of streaming services. The OMA DRM 2.0 specifications define key management functionality supporting Continuous Media but services can optimise the protocols and codecs in their architecture. Supporting the PDCF format is OPTIONAL for a Device.

### 7.1 PDCF File format

This specification defines the OMA DRM key management part of the PDCF format. In the `ProtectionSchemeInfoBox`, there is space for a “black box” (`SchemeInformationBox`) describing the key management governing access to the encrypted media content. In a PDCF file, this box MUST be the `OMADRMKMSBox`.

The basic PDCF file format data structures are defined by the corresponding base file format specification, and this specification only adds OMA DRM specific structures and parameters. Other DRM mechanisms MAY be used in those file formats supporting encrypted media tracks, but not in PDCF files, as explained in this specification.

Figure 4: Example PDCF Structure



The Figure 4 illustrates how protection information is stored in a PDCF. It is an example where only the video track is protected by placing a `ProtectionSchemeInfoBox` into the track and specifying the OMA DRM identifier as the key management system. All tracks in a PDCF can be protected with the mechanism.

There is a difference between a streamable PDCF and a non-streamable PDCF. A streamable PDCF MUST conform to the server profile of the file format specification, and the media data is stored as packets. In a non-streamable PDCF, media data is stored as samples. An *access unit* is a group of one or more samples.

The encryption process changes both packet and sample formats from the original plaintext. The file format may support also other DRM key management systems than OMA DRM 2.0, but the encrypted access unit format is specific to OMA DRM. Thus, in the encryption process, non-streamable PDCFs MUST have the `OMADRMHeader` (see 7.1.4) inserted before each access unit.

### 7.1.1 DRM Scheme Type

The SchemeTypeBox includes information on which DRM system is being used to manage keys and decryption of the content. As the media file format MAY support also other key management systems than OMA DRM, the key management system in use is indicated by a 4CC in the SchemeType field [ISO14496-12].

**Table 11 : PDCF Scheme Type for OMA DRM**

SchemeType	Value	Semantics
OMA DRM	'odkm'	OMA DRM is used for key management in the PDCF.

**Table 12: PDCF Scheme Version for OMA DRM**

SchemeVersion	Value	Semantics
OMA DRM 2.0	0x00000200	OMA DRM version is 2.0

For PDCF files conforming to this specification, the SchemeType MUST be the 4CC 'odkm', and SchemeVersion MUST be 0x00000200 (version 2.0). If OMA DRM key management scheme 'odkm' is indicated, then the file is a PDCF and MUST contain at least one OMADRMKMSBox. A PDCF MUST support only OMA DRM for the key management system.

### 7.1.2 Scheme Information

The SchemeInformationBox ('schi') is used to carry DRM key management system specific information, thus it is only a container box. For OMA DRM, this box MUST include exactly one OMADRMKMSBox, as the first sub-box.

### 7.1.3 OMA DRM Key Management System

There MAY be several instances of the OMADRMKMSBox in a PDCF file, and exactly one per each protected track.

```
aligned(8) class OMADRMKMSBox extends FullBox('odkm', version, 0) {
    OMADRMCommonHeaders    Headers;           // Common headers box
    OMADRMAUFormatBox      AUFormat;         //optional
}
```

**Table 13 : OMA DRM Headers in PDCF**

Field name	Type	Purpose
Headers	OMADRMCommonHeaders	OMA DRM Common headers as defined in 5.2.1.

Contained in the OMADRMKMSBox there MUST be:

- one OMADRMCommonHeaders box. The common headers box is exactly as defined in section 5.2.1

There MAY be :

- one OMADRMAUFormatBox, as the second sub-box..

#### 7.1.3.1 Common Headers

The Common headers box is exactly the same as defined in section 5.2.1.

#### 7.1.3.2 Access Unit Format Box

The OMADRMAUFormatBox is used to indicate the format of the OMADRMAUHeader which is placed on media access units.

```
aligned(8) class OMADRMAUFormatBox extends FullBox('odaf', 0, 0) {
```

```

bit(1) SelectiveEncryption;           // Must be one
bit(7) reserved;                     // Must be zero
unsigned int(8) KeyIndicatorLength;   // Must be zero
unsigned int(8) IVLength;
}
    
```

**Table 14 : OMA DRM Headers in PDCF**

Where

*SelectiveEncryption*: Describes the use of Selective Encryption (refer [TS26.234] Annex K). This bit should be set to 1 in this version of the specification.

*IVLength*: Describes the size of the initialization vector in bytes. This length should be consistent with the algorithms used and indicated in table 1.

*KeyindicatorLength*: Describes the size of the key indicator in bytes. In this version of the specification, the value of *KeyIndicatorLength* is 0.

In case the *OMADRMFormatBox* is omitted the default values for the fields are:

*SelectiveEncryption*: 1 (enabled)

*KeyIndicatorLength*: 0

*IVLength*: default value is as per the encryption mode (see section 5.2.1.2)

### 7.1.4 Access Unit Format Header

The *Access Unit Format* specifies the format for each access unit protected by OMA DRM. A media file format specifies the layout of the media data as samples, but the encryption/decryption process requires additional information carried in each access unit. The additional information is dependent on the DRM key management used. OMA DRM specifies its own access unit header, which **MUST** precede the codec-specific sample data in each access unit.

```

aligned(8) class OMADRMHeader {
    bit(1) EncryptedAU;           // Encryption indicator
    bit(7) reserved;             // Must be zero
    if (EncryptedAU==1) {
        unsigned int(8 * IVLength) IV;
        unsigned int(8 * KeyIndicatorLength) KeyIndicator;
    }
}
    
```

**Table 15: PDCF Access Unit Format**

Field name	Type	Purpose
EncryptedAU	bit(1)	Encryption Indicator for the access unit.
IV	unsigned int(8 * IVLength)	IV data
KeyIndicator	unsigned int(8 * KeyIndicatorLength)	In this version of the specification, this field is not present as KeyIndicatorLength is zero...

Table 16: EncryptedAU Indicator values

EncryptedAU	Value	Semantics
None	0	Access unit is not encrypted.
Encrypted	1	Access unit is encrypted.

When encrypting PDCF Content, the `OMADRMHeader` information **MUST** be added to the processed access unit, also if the `EncryptionMethod` field in the `OMADRMCommonHeaders` box is set to NULL. A playing Device uses the header information for decryption purposes and is able to extract the actual sample(s).

## 7.2 PDCF Streaming format (INFORMATIVE)

This section and its subsections are informative. This section describes how OMA DRM is applied to streaming content, especially in conjunction with a streaming service such as the 3GPP Packet switched Streaming Service (PSS) [TS26.234] or the 3GPP2 MSS [C.S0045].

Streaming DRM Content is leveraging the PDCF file format and widely deployed standard streaming protocols. DRM Content is transferred over a real time streaming protocol as encrypted packets, which include the original payload. The encrypted payload wrapper format **MAY** be used in any streaming service using RTSP streaming [RFC2326], SDP signalling [RFC2327] and RTP transport [RFC3550].

Supporting the PDCF streaming is **OPTIONAL**, even if PDCF format is supported. A multimedia streaming session **MAY** consist of protected PDCF tracks and unprotected tracks.

Streaming protected tracks is signalled through SDP parameters, using information contained in the sample format entries of the PDCF file. A streaming server derives network packets from a *hint track* in the media file.

The streamable PDCF profiles are defined by each service supporting OMA DRM. In conjunction with the streamable file format, an end-to-end streaming service such as [TS26.234] or [C.S0045] **MUST** specify the RTP payload format used and mechanisms for signalling OMA DRM and encryption parameters. This specification defines the OMA DRM parameters that **MUST** be signalled in a streaming session.

### 7.2.1 RTP Payload

The RTP payload format consists of two parts: the payload wrapper and the actual media payload. The media payload (e.g. H.263 video) is packetized according to the appropriate standard, encrypted as required, and stored as packets in the PDCF file. The encrypted payload wrapper includes a header with additional signalling information, such as *Selective Encryption* indicator and initial vector for the packet. With this mechanism, one encrypted payload specification is used to protect any standard RTP payload. Also a benefit of the wrapper format is that the DRM system is fully functional in networks supporting basic RTP profiles, and thus not placing requirements on existing network configurations.

### 7.2.2 Session signalling

For PDCF streaming, the session descriptors (SDP files) **MUST** include information about the wrapper payload. The format parameters for the wrapper format are used to signal e.g. *DRM Key Management Specific* parameters and *Encryption Parameters*.

Each streaming service supporting PDCF streaming must allocate space for signalling OMA DRM *Key Management Specific* headers. In the SDP *Encryption Parameters*, PDCF streaming **MUST** support the AES 128 cipher in counter mode. If the *Selective Encryption* feature is disabled for a track, the Device **MUST** discard all packets belonging to this track where the encryption indicator is 'false' (unencrypted).

The *Key Management Specific* parameters **MUST** include the mandatory OMA DRM headers, as name value pairs. These parameters **MUST** be derived from the key management box in PDCF.

Table 17: Required OMA DRM specific parameters

Parameter name	Purpose
----------------	---------

ContentID	ContentID for the protected track
RightsIssuerURL	The RightsIssuerURL for fetching Rights

Other headers MAY be added to the key management specific parameters, and a consuming Device MUST pass them to the DRM Agent. The DRM Agent will then act accordingly and acquire Rights for the stream as appropriate. The semantics of the headers are the same as the common headers defined in section 5.2.



## Appendix A. Static Conformance Requirements (Normative)

The notation used in this appendix is specified in [IOPPROC].

### A.1 Client Conformance Requirements

Item	Function	Reference	Status	Requirement
DRM_DCF-CLI-1	DCF support	6	M	
DRM_DCF-CLI-2	PDCF support	7	O	(DRM_DCF-CLI-25 AND DRM_DCF-CLI-26 AND DRM_DCF-CLI-27 AND DRM_DCF-CLI-28 AND DRM_DCF-CLI-29 AND DRM_DCF-CLI-30 AND DRM_DCF-CLI-31 AND DRM_DCF-CLI-32 AND DRM_DCF-CLI-33 AND DRM_DCF-CLI-34)  AND  (DRM_DCF-CLI-23 OR DRM_DCF-CLI-24)
DRM_DCF-CLI-3	AES128CBC encryption algorithm	5.2.1.2	M	
DRM_DCF-CLI-4	AES128CTR mode encryption algorithm	5.2.1.2	O	
DRM_DCF-CLI-5	Ignore unsupported boxes	5.1	M	
DRM_DCF-CLI-6	Common headers	5.2.1	M	
DRM_DCF-CLI-7	Textual headers	5.2.2	M	
DRM_DCF-CLI-8	GroupID	5.2.3.1	M	
DRM_DCF-CLI-9	Mutable DRM Information box	5.2.4	M	
DRM_DCF-CLI-10	Transaction Tracking box	5.2.4.1	M	
DRM_DCF-CLI-11	Rights Object box	5.2.4.2	M	
DRM_DCF-CLI-12	ISO format constraints	6.2.1	M	
DRM_DCF-CLI-13	FullBox version	6.2.1	M	
DRM_DCF-CLI-14	DCF header	6.2.2	M	
DRM_DCF-CLI-15	OMA DRM container box	6.3.1	M	
DRM_DCF-CLI-16	Discrete headers box	6.3.2	M	
DRM_DCF-CLI-17	User-Data box	6.3.2.3	M	
DRM_DCF-CLI-18	Content Object box	6.3.3	M	
DRM_DCF-CLI-19	Multipart DCF	6.4	M	
DRM_DCF-CLI-20	Extension boxes	6.3.4	O	
DRM_DCF-CLI-21	UTF-8 character encoding for 3GPP asset information	6.3.2.3	M	
DRM_DCF-CLI-22	UTF-16 character encoding for 3GPP asset information	6.3.2.3	O	

### A.2 Client Conformance Requirements For The PDCF Format

Item	Function	Reference	Status	Requirement
DRM_DCF-CLI-23	3GPP conformance	7	O	Conform to [TS26.244]
DRM_DCF-CLI-24	3GPP2 conformance	7	O	Conform to [C.S0050]
DRM_DCF-CLI-25	OMA DRM key management	7.1.3	O	
DRM_DCF-CLI-26	OMA DRM scheme	7.1.1	O	
DRM_DCF-CLI-27	Common headers	5.2.1	O	
DRM_DCF-CLI-28	AES128CTR mode encryption algorithm	5.2.1.2	O	
DRM_DCF-CLI-29	Textual headers	5.2.2	O	
DRM_DCF-CLI-30	GroupID	5.2.3.1	O	

Item	Function	Reference	Status	Requirement
DRM_DCF-CLI-31	Mutable DRM Information box	5.2.4	O	
DRM_DCF-CLI-32	Transaction Tracking box	5.2.4.1	O	
DRM_DCF-CLI-33	Rights Object box	5.2.4.2	O	
DRM_DCF-CLI-34	OMA DRM access unit format	7.1.4	O	

## Appendix B. Reserved Numbers (Informative)

This Appendix lists common 4CC constants used in DCF and PDCF formats. The tables list only 4CC constants specified by OMA.

**Table 18: Reserved identifier constants in the DCF format**

4CC	Reference	Purpose
'ohdr'	5.2.1	Common headers box
'mdri'	5.2.4	Mutable DRM Information box
'grpi'	5.2.3.1	Group ID box
'odtt'	5.2.4.1	Transaction Tracking box
'odrb'	5.2.4.2	Rights Object box
'odcf'	6.2.2	File brand
'odrm'	6.3.1	OMA DRM Container box
'odhe'	6.3.2	Headers box for the Discrete Media profile box
'icnu'	6.3.2.3.5	Icon URI
'info'	6.3.2.3.6	Info URL
'odda'	6.3.3	Content Object box

**Table 19: Reserved OMA DRM specific identifier constants in the PDCF format**

4CC	Reference	Purpose
'grpi'	5.2.3.1	Group ID box
'mdri'	5.2.4	Mutable DRM Information box
'odtt'	5.2.4.1	Transaction Tracking box
'odrb'	5.2.4.2	Rights Object box
'odkm'	7.1.2, 7.1.3	OMA DRM scheme type, OMA DRM scheme information box identifier
'ohdr'	7.1.3.1	Common headers box
'odaf'	7.1.3.2	Access Unit Format box

## Appendix C. Change History

(Informative)

### C.1 Approved Version History

Reference	Date	Description
OMA-TS-DRM-DCF-V2_0	03 Mar 2006	Status changed to Approved by TP TP Doc ref# OMA-TP-2006-0084R02-INP_DRM_V2_0_for_final_approval
OMA-TS-DRM_DCF-V2_0_1	10 Jan 2007	Incorporated agreed CRs: OMA-DLDRM-2006-0275 OMA-DLDRM-2006-0352 OMA-DLDRM-2006-0423 OMA-DLDRM-2006-0424R01 OMA-DLDRM-2006-0425 OMA-DLDRM-2006-0426 OMA-DLDRM-2006-0429R03 OMA-DLDRM-2006-0286R02 OMA-DLDRM-2006-0289R01 OMA-DLDRM-2006-0492R01
	24 Oct 2007	Updated with the current TS template
	18 Jan 2008	General editorial clean-up Updated to the 2008 template
Approved Version OMA-TS-DRM_DCF-V2_0_1	26 Feb 2008	Status changed to Approved by TP TP Doc ref# OMA-TP-2008-0082- INP_Digital_Rights_Management_V2_0_1_ERP_for_Notification.zip
Draft Version OMA-TS-DRM_DCF-V2_0_2	12 Jun 2008	Incorporated the following agreed CRs: OMA-DRM-2008-195 OMA-DRM-2008-196 OMA-DRM-2008-215
Approved Version OMA-TS-DRM_DCF-V2_0_2	23 Jul 2008	Status changed to Approved by TP TP Doc ref# OMA-TP-2008-0285-INP_DRM_V2_0_2_ERP_for_Notification